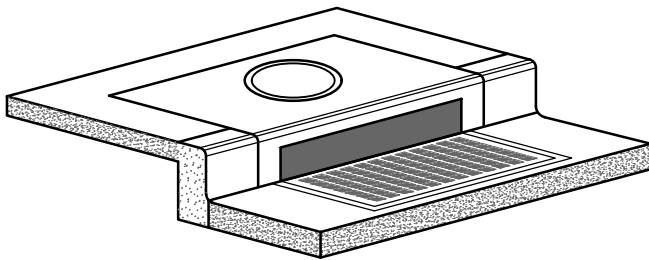


INSTALLATION NOTES

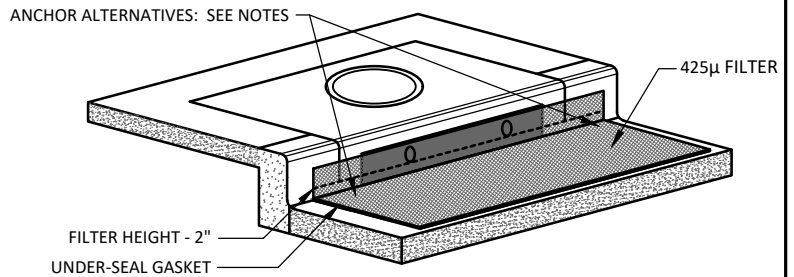
1. **PLACEMENT:** PLACE CG TIGHTLY AGAINST CURB OPENING AND COVER ENTIRE GRATE. CG SHOULD EXTEND AT LEAST 2 INCHES PAST GRATE TOWARDS STREET.
2. **OVERLAP FOR LONG OPENINGS:** OVERLAP CG UNITS AT LONGER OPENINGS.
3. **ANCHOR:** ANCHOR CG SO THAT WATER CANNOT FLOW BEHIND IT.
4. **ALTERNATE ANCHOR METHODS:** **A)** INSTALL GRAVEL BAGS AT EACH SIDE OF CG - HALF-ON AND HALF-OFF THE EDGES. USE HALF-FILLED GRAVEL BAGS (15 OR 20 LBS). ROUND ROCK IS RECOMMENDED. OR **B)** ATTACH WITH 16 GAUGE TIE-WIRE. CUT WIRE TO 18" LENGTH. AT EACH CORNER OF CG, FEED ONE END OF WIRE DOWN THROUGH CG, AROUND GRATE BAR, AND BACK UP THRU CG. ABOVE GROUND, TWIST WIRES SEVERAL TIMES, CUT-OFF EXCESS. OR **C)** FASTEN WITH CONCRETE ANCHORS/NAILS AT THE OUTSIDE EDGES OF CG.

CONSTRUCTION DETAILS

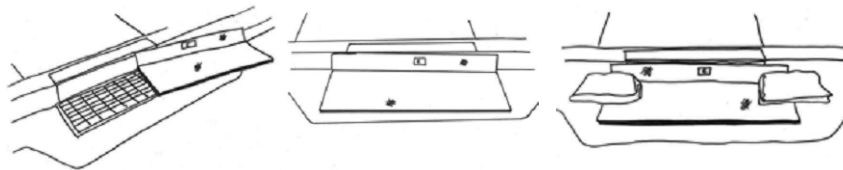
- * FILTER HEIGHT = 2 INCHES
- * UV RESISTANT HDPE OUTER JACKET
- * UNDER-SEAL GASKET TO PREVENT UNDERFLOW
- * CG HEIGHT = 6 INCHES (VERTICAL COMPONENT)



UNPROTECTED DRAINAGE INLET



PROTECTED DRAINAGE INLET



**GRATE AND CURB OPENING
INLET PROTECTION DEVICE**

NOT TO SCALE
SAINT PETER STANDARD
PLATE 3028

**GRATE AND CURB OPENING
INLET PROTECTION DEVICE**

STANDARD DETAIL
PLATE NO:
3028

APPROVED: ADOPTED BY CITY COUNCIL ON JULY 08, 2019

REVISED:

REMARKS:

SAINT PETER UTILITY STANDARD DETAIL



**CITY OF
Saint Peter**
NICOLLET COUNTY, MINNESOTA
WHERE HISTORY & PROGRESS MEET